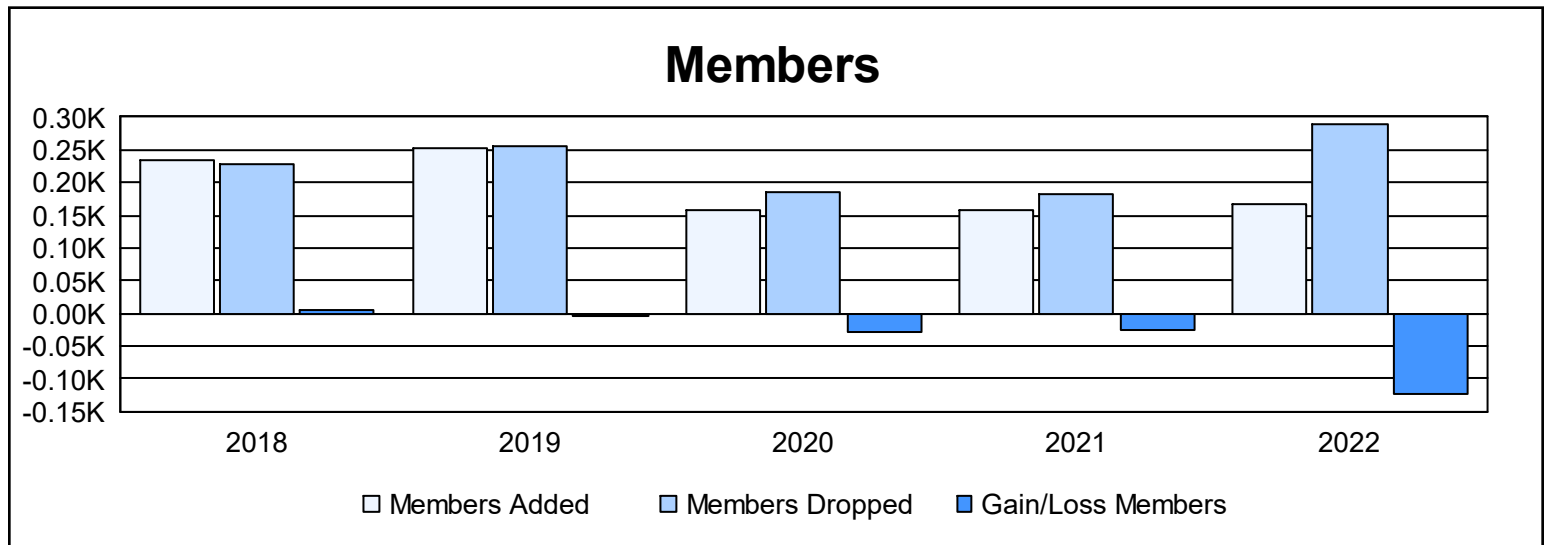
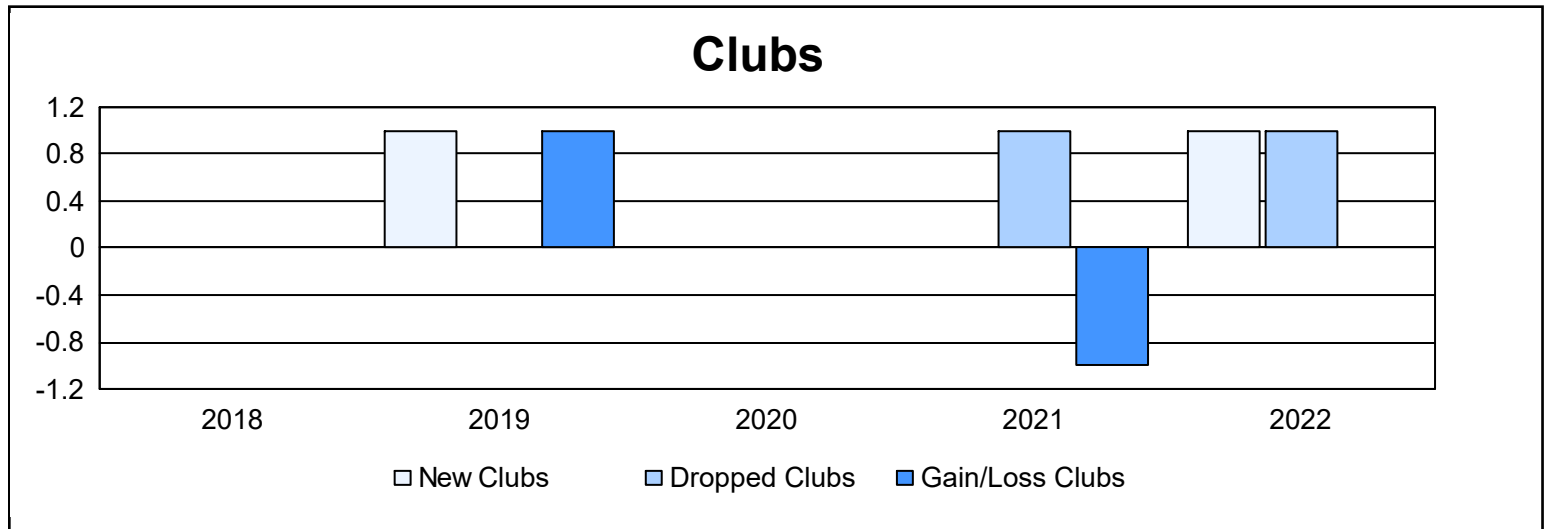
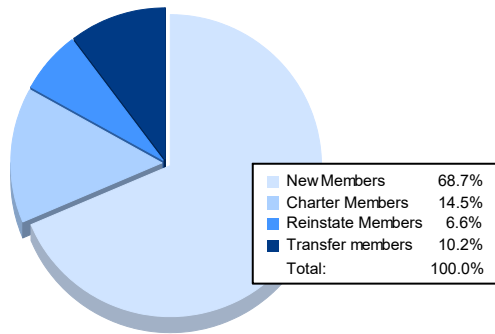


| Year | New Clubs | Dropped Clubs | Gain/ Loss Clubs | New Members | Charter Members | Reinstate Members | Transfer Members | Total Member Added | Total Members Dropped | Gain/ Loss Members |
|----------------|-----------|---------------|------------------|-------------|-----------------|-------------------|------------------|--------------------|-----------------------|--------------------|
| 2017-2018 | 0 | 0 | 0 | 199 | 0 | 9 | 25 | 233 | 227 | 6 |
| 2018-2019 | 1 | 0 | 1 | 200 | 27 | 11 | 16 | 254 | 257 | -3 |
| 2019-2020 | 0 | 0 | 0 | 149 | 0 | 3 | 7 | 159 | 186 | -27 |
| 2020-2021 | 0 | 1 | -1 | 144 | 1 | 4 | 8 | 157 | 183 | -26 |
| 2021-2022 | 1 | 1 | 0 | 114 | 24 | 11 | 17 | 166 | 288 | -122 |
| Average | 0 | 0 | 0 | 161 | 10 | 8 | 15 | 194 | 228 | -34 |



Membership Composition June 2022 Cumulative



Gender Composition June 2022 Cumulative

